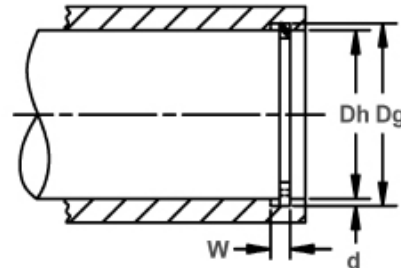
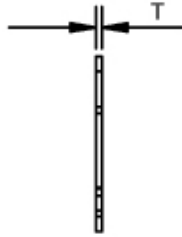
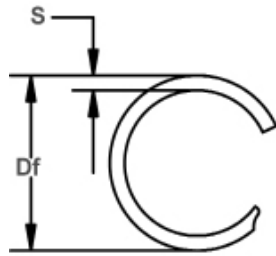




# KLM 开孔用螺旋环

开孔用-轻负载型  
此扣环为单圈的螺旋扣环，  
是轻负载应用的理想选择。



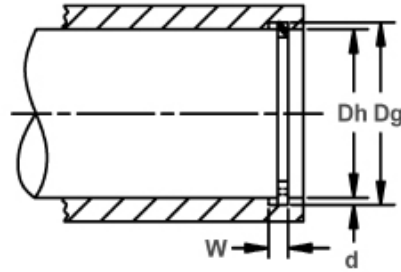
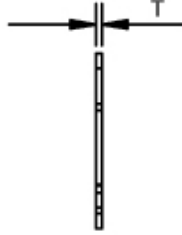
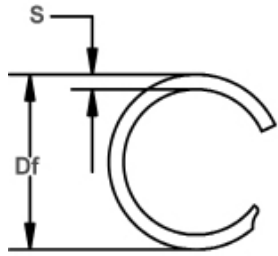
自由直径&扣环尺寸

开孔直径&沟槽尺寸

扣环 编号	开孔直径		沟槽尺寸				扣环尺寸					承受推力 (N)		
	(mm)	Dg	沟槽直径		沟槽宽度		自由直径		板厚		板宽		扣环 安全率 (=3)	沟槽 安全率 (=2)
			Dh	公差	W	公差	Df	公差	T	公差	s	公差		
KLM-6*	6	6.30			0.38		6.35		0.30		0.51		1.99	0.44
KLM-7*	7	7.32			0.38		7.38	+0.25	0.30		0.51		2.32	0.55
KLM-8*	8	8.36			0.46		8.44	-0.00	0.38		0.64		3.18	0.70
KLM-9*	9	9.46			0.46		9.54		0.38		0.76		3.58	1.00
KLM-10*	10	10.50			0.46		10.58	+0.30	0.38		0.76		3.98	1.24
KLM-11	11	11.60			0.46		11.68	-0.00	0.38		0.89		4.39	1.63
KLM-12	12	12.66	±0.05		0.46		12.74		0.38		0.89		4.77	1.93
KLM-13	13	13.72			0.56		13.80		0.46		1.14		6.26	2.28
KLM-14	14	14.72			0.56		14.80		0.46		1.14		6.74	2.46
KLM-15	15	15.72			0.56		15.80		0.46		1.14		7.22	2.63
KLM-16	16	16.72			0.56		16.80		0.46		1.14		7.71	2.81
KLM-17	17	17.72			0.56	+0.05	17.82		0.46		1.14		8.19	2.98
KLM-18	18	18.72		-0.00	0.56		18.82	+0.33	0.46	±0.04	1.14		8.67	3.16
KLM-19	19	19.76			0.56		19.86	-0.00	0.46		1.14		9.15	3.52
KLM-20	20	21.06			0.66		21.26		0.53		1.65		11.10	5.17
KLM-21	21	22.06			0.66		22.27		0.53		1.65		11.65	5.42
KLM-22	22	23.06	±0.08		0.66		23.28		0.53		1.65		12.21	5.68
KLM-24	24	25.06			0.66		25.29		0.53		1.65		13.32	6.20
KLM-25	25	26.06			0.66		26.30		0.53		1.65		13.87	6.46
KLM-26	26	27.06			0.66		27.31		0.53		1.65		14.43	6.72
KLM-28	28	29.12			0.79		29.40		0.64	±0.10	2.24		16.30	7.64
KLM-29	29	30.12			0.79		30.41		0.64		2.24		16.88	7.91
KLM-30	30	31.12			0.79		31.42		0.64		2.24		17.47	8.19
KLM-31	31	32.12	±0.10		0.79		32.43	+0.38	0.64		2.24		18.05	8.46
KLM-32	32	33.12			0.79		33.44	-0.00	0.64		2.24		18.63	8.73
KLM-34	34	35.12			0.79		35.45		0.64		2.24		19.80	9.28
KLM-35	35	36.12			0.79		36.47		0.64		2.24		20.38	9.55
KLM-36	36	37.12			0.79		37.48		0.64		2.24		20.96	9.83
KLM-37	37	38.12			0.79		38.49		0.64		2.24		21.54	10.10
KLM-38	38	39.12			0.79		39.50		0.64		2.24		22.12	10.37
KLM-40	40	41.48			0.99		41.94		0.79		3.00		28.75	14.43
KLM-42	42	43.48			0.99		43.96		0.79		3.00		30.19	15.15
KLM-45	45	46.48			0.99		46.99	+0.51	0.79		3.00		32.34	16.23
KLM-47	47	48.48	±0.13		0.99		49.00	-0.00	0.79		3.00		33.78	16.95
KLM-48	48	49.48			0.99		50.01		0.79		3.00		34.50	17.31
KLM-50	50	51.48			0.99	+0.08	52.04		0.79		3.00		35.93	18.03
KLM-52	52	53.94		-0.00	0.99		54.55		0.79	±0.05	4.01		37.37	24.58
KLM-55	55	56.94			0.99		57.57		0.79		4.01		39.53	26.00
KLM-56	56	57.94			0.99		58.58		0.79		4.01		40.25	26.47
KLM-58	58	59.94			0.99		60.60	+0.64	0.79		4.01		41.68	27.42
KLM-60	60	61.94	±0.15		0.99		62.64	-0.00	0.79		4.01		43.12	28.36
KLM-62	62	63.94			0.99		64.67		0.79		4.01		44.56	29.31
KLM-63	63	64.94			0.99		65.69		0.79		4.01		45.28	29.78
KLM-65	65	66.94			0.99		67.70		0.79		4.01		46.72	30.73

\* 无装卸缺口

除非特别指定，否则此处所示表示均已毫米(mm)为单位。



自由直径&扣环尺寸

开孔直径&沟槽尺寸

扣环 编号	开孔直径		沟槽尺寸				扣环尺寸					承受推力 (N)		
	(mm)	Dg	沟槽直径		沟槽宽度		自由直径		板厚		板宽		扣环 安全率 (=3)	沟槽 安全率 (=2)
			Dh	公差	W	公差	Df	公差	T	公差	S	公差		
KLM-68	68.00	69.94		0.99		70.72		0.79		4.01		48.87	32.15	
KLM-70	70.00	71.94		0.99		72.74	+0.64	0.79		4.01		50.31	33.09	
KLM-72	72.00	73.94		0.99		74.77	-0.00	0.79		4.01		51.75	34.04	
KLM-75	75.00	76.94		0.99		77.80		0.79		4.01		53.90	35.46	
KLM-78	78.00	80.34		1.12		81.20		0.99		4.78		70.25	44.48	
KLM-80	80.00	82.34		1.12	+0.08	83.23		0.99		4.78		72.05	45.62	
KLM-82	82.00	84.34		1.12	-0.00	85.25		0.99		4.78		73.85	46.76	
KLM-85	85.00	87.34		1.12		88.29		0.99		4.78		76.55	48.47	
KLM-88	88.00	90.34	±0.15	1.12		91.32	+0.76	0.99		4.78		79.26	50.18	
KLM-90	90.00	92.34		1.12		93.36	-0.00	0.99		4.78		81.06	51.32	
KLM-92	92.00	94.34		1.12		95.37		0.99		4.78		82.86	52.46	
KLM-95	95.00	97.34		1.12		98.39		0.99		4.78		85.56	54.17	
KLM-98	98.00	100.34		1.12		101.41		0.99		4.78		88.26	55.88	
KLM-100	100.00	102.34		1.12		103.43		0.99		4.78		90.06	57.02	
KLM-102	102.00	104.34		1.12		105.44		0.99		4.78	±0.13	91.87	58.16	
KLM-105	105.00	107.80		1.32		108.92		1.17		5.72		106.44	71.64	
KLM-110	110.00	112.80		1.32		113.98		1.17		5.72		111.51	75.05	
KLM-112	112.00	114.80		1.32		116.01	+0.89	1.17		5.72		113.54	76.42	
KLM-115	115.00	117.88		1.32		119.12	-0.00	1.17		5.72		116.58	80.71	
KLM-120	120.00	123.00		1.32		124.30		1.17		5.72		121.65	87.73	
KLM-125	125.00	128.12		1.32		129.47		1.17	±0.05	5.72		126.71	95.04	
KLM-130	130.00	133.26		1.32		134.66		1.17		5.72		131.78	103.27	
KLM-135	135.00	138.38	±0.18	1.70		139.83		1.55		5.72		181.30	111.19	
KLM-140	140.00	143.50		1.70	+0.10	145.00		1.55		5.72		188.01	119.40	
KLM-150	150.00	153.76		1.70	-0.00	155.30		1.55		6.73		201.44	137.44	
KLM-155	155.00	158.88		1.70		160.46	+1.14	1.55		6.73		208.16	146.36	
KLM-160	160.00	164.00		1.70		165.64	-0.00	1.55		6.73		214.87	155.96	
KLM-165	165.00	169.13		1.70		170.82		1.55		6.73		221.59	165.86	
KLM-170	170.00	174.25		1.70		175.99		1.55		6.73		228.30	176.06	
KLM-175	175.00	179.38		1.70		181.17		1.55		6.73		235.02	186.57	
KLM-180	180.00	184.50		1.70		186.35		1.55		6.73		241.73	197.38	
KLM-185	185.00	189.63		1.70		191.52		1.55		6.73		248.45	208.50	
KLM-190	190.00	194.75		1.70		196.70	+1.52	1.55		6.73		255.16	219.92	
KLM-195	195.00	199.88		1.70		201.87	-0.00	1.55		7.62		261.88	231.65	
KLM-200	200.00	205.00	±0.20	1.70		207.05		1.55		7.62		268.59	243.68	
KLM-210	210.00	215.25		1.70		217.40		1.55		7.62		282.02	268.66	
KLM-220	220.00	225.50		2.08		227.76		1.93		8.76		367.88	294.85	
KLM-230	230.00	235.75		2.08		238.11		1.93		8.76		384.60	322.27	
KLM-240	240.00	246.00		2.08		248.46		1.93		8.76	±0.15	401.33	350.90	
KLM-250	250.00	256.25		2.08	+0.13	258.81		1.93		8.76		418.05	380.75	
KLM-260	260.00	266.50		2.08	-0.00	269.17	+1.78	1.93		9.65		434.77	411.82	
KLM-270	270.00	276.75		2.08		279.52	-0.00	1.93		9.65		451.49	444.11	
KLM-280	280.00	287.00		2.08		289.87		1.93		9.65		468.21	477.61	
KLM-290	290.00	297.25		2.08		300.22		1.93		9.65		484.94	512.34	
KLM-300	300.00	307.50		2.08		310.58		1.93		9.65		501.66	548.28	

除非特别指定，否则此处所示表示均已毫米(mm)为单位。