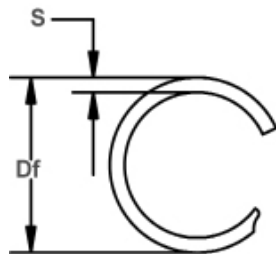


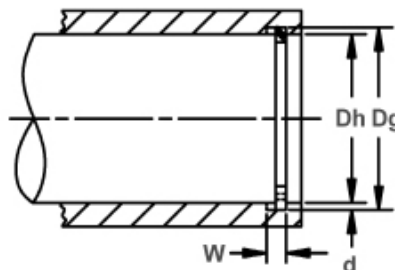
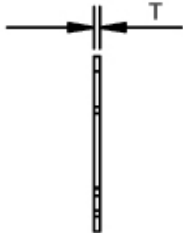


KL 开孔用螺旋环

开孔用-轻负载型
此扣环为单圈的螺旋扣环，
是轻负载应用的理想选择。



自由直径&扣环尺寸

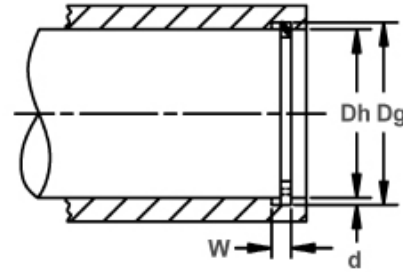
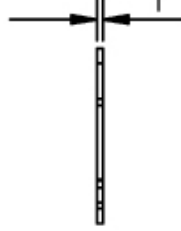
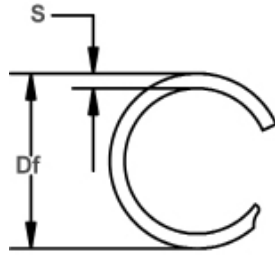


开孔直径&沟槽尺寸

扣环 编号	开孔直径 (In.)	沟槽尺寸					扣环尺寸						承受推力 (lbs.)	
		沟槽直径		沟槽宽度		深度	自由直径		板厚		板宽		扣环 安全率 (=3)	沟槽 安全率 (=2)
		Dh	Dg	公差	W	公差	d	Df	公差	T	公差	s	公差	
KL-50	.500	.528		.022		.014	.531		.018		.045		1300	500
KL-56	.562	.590	+0.002	.022		.014	.593		.018		.045		1460	560
KL-62	.625	.653	-0.002	.022		.014	.656		.018		.045		1630	620
KL-68	.687	.715		.022		.014	.719	+0.013	.018		.045		1790	680
KL-75	.750	.779		.022		.015	.783	-0.000	.018		.045		1950	800
KL-81	.812	.854		.026		.021	.862		.021		.065		2460	1210
KL-87	.875	.917	+0.003	.026	+0.002	.021	.926		.021	+0.0015	.065		2660	1300
KL-93	.937	.979	-0.003	.026	-0.000	.021	.989		.021	-0.0015	.065		2840	1390
KL-100	1.000	1.042		.026		.021	1.052		.021		.065		3040	1480
KL-106	1.062	1.106		.031		.022	1.117		.025		.088		3500	1650
KL-112	1.125	1.169		.031		.022	1.180		.025		.088		3710	1750
KL-118	1.187	1.231		.031		.022	1.242		.025		.088		3920	1850
KL-125	1.250	1.294	+0.004	.031		.022	1.307	+0.015	.025		.088		4120	1940
KL-131	1.312	1.356	-0.004	.031		.022	1.369	-0.000	.025		.088		4330	2040
KL-137	1.375	1.419		.031		.022	1.433		.025		.088		4540	2140
KL-143	1.437	1.481		.031		.022	1.496		.025		.088		4740	2240
KL-150	1.500	1.544		.031		.022	1.559		.025		.088		4950	2330
KL-156	1.562	1.619		.039		.029	1.637		.031		.118	+0.004	6390	3200
KL-162	1.625	1.682		.039		.029	1.701		.031		.118	-0.004	6650	3330
KL-168	1.687	1.744		.039		.029	1.763		.031		.118		6900	3460
KL-175	1.750	1.807	+0.005	.039		.029	1.827	+0.020	.031		.118		7160	3590
KL-181	1.812	1.869	-0.005	.039		.029	1.890	-0.000	.031		.118		7410	3710
KL-187	1.875	1.932		.039		.029	1.953		.031		.118		7670	3840
KL-193	1.937	1.994		.039		.029	2.016		.031		.118		7920	3970
KL-200	2.000	2.057		.039		.029	2.079		.031		.118		8180	4100
KL-206	2.062	2.138		.039		.038	2.162		.031		.158		8430	5540
KL-212	2.125	2.201		.039	+0.003	.038	2.226		.031	+0.002	.158		8690	5710
KL-218	2.187	2.263		.039	-0.000	.038	2.289		.031	-0.002	.158		8950	5870
KL-225	2.250	2.326		.039		.038	2.352		.031		.158		9200	6040
KL-231	2.312	2.388		.039		.038	2.415		.031		.158		9460	6210
KL-237	2.375	2.451		.039		.038	2.478		.031		.158		9720	6380
KL-243	2.437	2.513	+0.006	.039		.038	2.541	+0.025	.031		.158		9970	6550
KL-250	2.500	2.576	-0.006	.039		.038	2.605	-0.000	.031		.158		10230	6720
KL-256	2.562	2.638		.039		.038	2.667		.031		.158		10480	6880
KL-262	2.625	2.701		.039		.038	2.731		.031		.158		10740	7050
KL-268	2.687	2.763		.039		.038	2.794		.031		.158		10990	7220
KL-275	2.750	2.826		.039		.038	2.857		.031		.158		11250	7390
KL-281	2.812	2.888		.039		.038	2.920		.031		.158		11500	7550
KL-287	2.875	2.951		.039		.038	2.983		.031		.158		11760	7720
KL-293	2.937	3.013		.039		.038	3.046		.031		.158		12010	7890
KL-300	3.000	3.076		.039		.038	3.110		.031		.158		12270	8060

单位: inch





自由直径&扣环尺寸

开孔直径&沟槽尺寸

扣环 编号	开孔直径 (In.) Dh	沟槽尺寸					扣环尺寸						承受推力 (lbs.)	
		沟槽直径		沟槽宽度		深度	自由直径		板厚		板宽		扣环 安全率 (=3)	沟槽 安全率 (=2)
		Dg	公差	W	公差	d	Df	公差	T	公差	S	公差		
KL-306	3.062	3.154		.044		.046	3.188		.039		.188		15760	9960
KL-312	3.125	3.217		.044		.046	3.251		.039		.188		16080	10160
KL-318	3.187	3.279		.044		.046	3.314		.039		.188		16400	10360
KL-325	3.250	3.342		.044		.046	3.377		.039		.188		16720	10570
KL-331	3.312	3.404		.044		.046	3.440		.039		.188		17040	10770
KL-337	3.375	3.467		.044		.046	3.504		.039		.188		17370	10970
KL-343	3.437	3.529		.044		.046	3.566		.039		.188		17690	11180
KL-350	3.500	3.592		.044	+0.003	.046	3.630	+0.030	.039		.188		18010	11380
KL-356	3.562	3.654		.044	-0.000	.046	3.692	-0.000	.039		.188		18330	11580
KL-362	3.625	3.717	+0.006	.044		.046	3.756		.039		.188		18650	11790
KL-368	3.687	3.779	-0.006	.044		.046	3.819		.039		.188		18970	11990
KL-375	3.750	3.842		.044		.046	3.882		.039		.188		19300	12190
KL-381	3.812	3.904		.044		.046	3.945		.039		.188		19620	12400
KL-387	3.875	3.967		.044		.046	4.009		.039		.188		19940	12600
KL-393	3.937	4.029		.044		.046	4.071		.039		.188		20260	12800
KL-400	4.000	4.092		.044		.046	4.135		.039		.188		20580	13010
KL-412	4.125	4.235		.052		.055	4.279		.046		.225	+0.005	23850	16040
KL-425	4.250	4.360		.052		.055	4.405		.046		.225	-0.005	24570	16520
KL-437	4.375	4.485		.052		.055	4.531		.046		.225		25290	17010
KL-450	4.500	4.610		.052		.055	4.658	+0.035	.046		.225		26010	17500
KL-462	4.625	4.735		.052		.055	4.784	-0.000	.046		.225		26740	17980
KL-475	4.750	4.860		.052		.055	4.910		.046	+0.002	.225		27460	18470
KL-487	4.875	4.985		.052		.055	5.036		.046	-0.002	.225		28180	18950
KL-500	5.000	5.110		.052		.055	5.163		.046		.225		28900	19440
KL-525	5.250	5.381		.067		.066	5.435		.061		.225		40240	24490
KL-550	5.500	5.638	+0.007	.067	+0.004	.069	5.694		.061		.225		42160	26830
KL-575	5.750	5.894	-0.007	.067	-0.000	.072	5.953		.061		.225		44080	29260
KL-600	6.000	6.150		.067		.075	6.212	+0.045	.061		.265		45990	31810
KL-625	6.250	6.406		.067		.078	6.470	-0.000	.061		.265		47910	34460
KL-650	6.500	6.663		.067		.082	6.730		.061		.265		49830	37680
KL-675	6.750	6.919		.067		.085	6.988		.061		.265		51740	40560
KL-700	7.000	7.175		.067		.088	7.247		.061		.265		53660	43540
KL-725	7.250	7.431		.067		.091	7.505		.061		.265		55580	46640
KL-750	7.500	7.688		.067		.094	7.765		.061		.265		57490	49830
KL-775	7.750	7.944	+0.008	.067		.097	8.023	+0.060	.061		.300		59410	53140
KL-800	8.000	8.200	-0.008	.067		.100	8.282	-0.000	.061		.300		61320	56500
KL-825	8.250	8.456		.067		.103	8.541		.061		.300		63240	60000
KL-850	8.500	8.713		.067		.107	8.800		.061		.300		65160	64290
KL-875	8.750	8.969		.082		.110	9.059		.076		.345	+0.004	83570	68040
KL-900	9.000	9.225		.082		.113	9.317		.076		.345	-0.008	85950	71890
KL-925	9.250	9.481		.082	+0.005	.116	9.576	+0.070	.076		.345		88340	75850
KL-950	9.500	9.738		.082	-0.000	.119	9.835	-0.000	.076		.345		90730	79910
KL-975	9.750	9.994		.082		.122	10.094		.076		.345		93120	84080
KL-1000	10.000	10.250		.082		.125	10.353		.076		.345		95500	88360

单位: inch

